



Dear Reader,

Hello and welcome to the Summer edition of the Child's Play Newsletter! We congratulate teachers, students and parents for all their efforts this school year and wish you all a well served summer break!

Things have been buzzing at KinderLab. We have just released our latest Extension Set: the [Free Throw](#). We know both you and the young ones will love learning math and physics concepts with this fun new module! And if you haven't heard, we have also announced a new firmware upgrade. See more details below.



We also wanted to flag you to new research on using KIBO with students with ASD as well as a fun visit we made to the Learning Center for the Deaf in Framingham, MA, where we had the pleasure of visiting with a 1st grade class using KIBO as a glow worm!

In addition, we are gearing up for next week's [ISTE Conference](#)! We hope to see many of you while at the show. Be sure to stop by and say "Hi" in Booth #1590. We also invite you to Prof. Marina Bers' ISTE Keynote on the 23rd!

We hope you have a wonderful summer and it is a relaxing time for you, your family and friends. We look forward to continuing to provide playful and fun STEAM learning to children everywhere! Please stay in touch on [Twitter](#) and [Facebook](#).

Mitch Rosenberg
Co-Founder and CEO

Did You See the News? Our new Free Throw Extension Set is Announced!

With the new [Free Throw Extension Set](#), kids can build and code their KIBO to throw balls into a basket, hit a target, or play catch. These games provide a fun

way of learning important physics and mathematics principles all while having fun!

"The Free Throw will be a great way to enhance math lessons on measurement and estimation with hands-on experimentation. I love the fact that students are gaining intuitive experience with forces, trajectories, angles, and other physics concepts. This will provide them a great foundation for STEM work in later grades." **Barbara Tennyson, Instructional Technology Specialist, Needham Public Schools, MA.**



Read the [full release](#) and check out these [free activities](#) to get your creativity and imagination going!

Get Your Free Throw for 25% off!*

Order Today! ➔

* Offer valid until 7/31/18. Cannot be combined with any other offer.

See the Free Throw in Action!



New Firmware Update Available!

This new firmware update (the software that controls KIBO), addresses:

1. **A small bug** which may cause your KIBO to freeze up and become unresponsive. The triangular light may be on or off, but it won't be blinking, and the robot will not scan or run a program until you pop out and re-insert a battery.
2. **Support the "Free Throw"** – To use our newest extension set, you must download the firmware update.
3. General **future product enhancements**

To update your KIBO, you need a standard USB A-to-B cable (sometimes called a "printer cable"). If you don't already have one of these cables, please [request the](#)




[cable](#) and we will send it to you for free. After you receive your cable (or if you already have one), please visit the [Firmware Update page](#) and follow the instructions to update your KIBO. It's easy and takes about five minutes.

New Research about the Effectiveness of KIBO for Children with ASD

We are pleased to share a recent research study on how children with Autism Spectrum Disorder (ASD) use KIBO, entitled "[A Pilot Study of the KIBO Robot in Children with Severe ASD](#)".


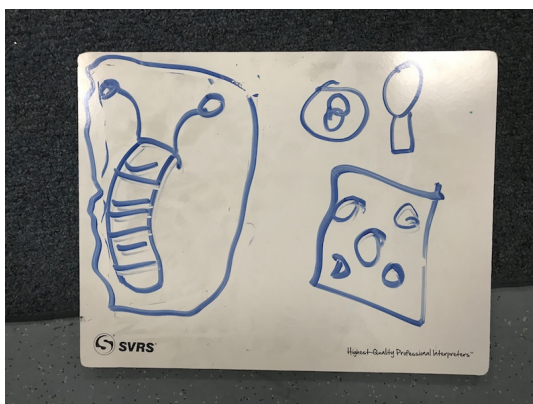
Findings show the sustained interest of children when working with KIBO and the increased frequency of their interactions with adults across play sessions. They also managed to **manipulate KIBO, engage socially** with the adults in the room and **interacted positively** with the robot during individual play. The findings suggest that KIBO warrants further study as an engaging educational platform for children with ASD.



School Visit to The Learning Center for the Deaf - Turning KIBO into a Glow Worm!

We had the wonderful opportunity to visit [The Learning Center for the Deaf](#) in Framingham, MA last month where they are using KIBO with their first graders. Most recently they have been studying light sources in science and they were willing to share this classroom example with our readership!

In a recent lesson, they were studying the natural light source of the glow worm. Students designed KIBO to become a glow worm. Using a variety of materials to decorate KIBO (with the Building Brick Extension Set, the Expression Module, and the art platforms), KIBO becomes a glow worm and heads on its journey to the created caves. When it enters into a "cave", their "glow worm" lights up using the light sensor! We can't wait to learn what other creations they come up with!



Students at The Learning Center for the Deaf plan which KIBO parts they will need for their robotic glow worm.

Don't Miss Marina Bers' Keynote at ISTE!

As many of you know, KIBO is the creation of Professor Marina Bers and her 15+ years of early childhood research at the DevTech Research Group at Tufts University. She will be giving the keynote at [ISTE](#) on June 23rd at 9:30 am during the [Tiny Tech: An ISTE 2018 EdTech Conference day for those who teach young learners](#), organized by Erikson Institute

See some of their other upcoming events:

- [INFOSYS' Pathfinders Summer Institute](#) – July 15–20 at Indiana University in Bloomington, IN – The DevTech Center will be hosting a week-long PD course entitled "Coding as a Playground", where they will go in-depth with curricular development using ScratchJr and KIBO. To help inspiring early childhood STEAM educators make their way to the course, [click the ovals](#) to learn more about these educators and donate today! Your donation will go twice as far with the Infosys Foundation's 1-to-1 gift matching!
- Their [Summer 2018 Professional Development](#) program for early childhood technology will be held on **July 24 and July 25**, coinciding with the Scratch conference held at MIT. This PD program is open to educators and practitioners working with young children in pre-K through second grade. Get hands-on learning experience using different programming technologies for young children such as [ScratchJr](#) and [KIBO](#)! [Sign up today](#) as spots tend to fill up quickly!
- [Half-day Summer Camps](#) at Tufts University in Medford, MA – ScratchJr and KIBO will be taking place for children entering K–3rd grade. Register [here](#)!
- [Early Childhood Technology \(ECT\) Certificate Program](#) – This 1-year online graduate certificate through Tufts includes courses on educational technology and technology integration in early childhood education, as well



as a one-week learning summit working with program faculty from DevTech.
[Get more information!](#)



Tip for A Louder Clap

The Wait for Clap block provides a wonderful introduction to the idea of robotic sensors. But sometimes the little ones need help clapping loudly enough to trigger the sensor. If so, you can suggest kids try clapping wooden blocks or small books together to create a loud, crisp clapping sound for KIBO to hear.

Want to share your experiences with KIBO?



We love to hear from our customers and learn some of the interesting and creative things they are doing with KIBO. Please check out the [KIBO Resources](#) website to see the classroom stories and activity ideas submitted by teachers.

[Share your own stories, ideas and insights](#) to help inspire others!



Copyright © 2018 KinderLab Robotics, Inc., All rights reserved.

Want to change how you receive these emails?
You can [update your preferences](#) or [unsubscribe from this list](#)